

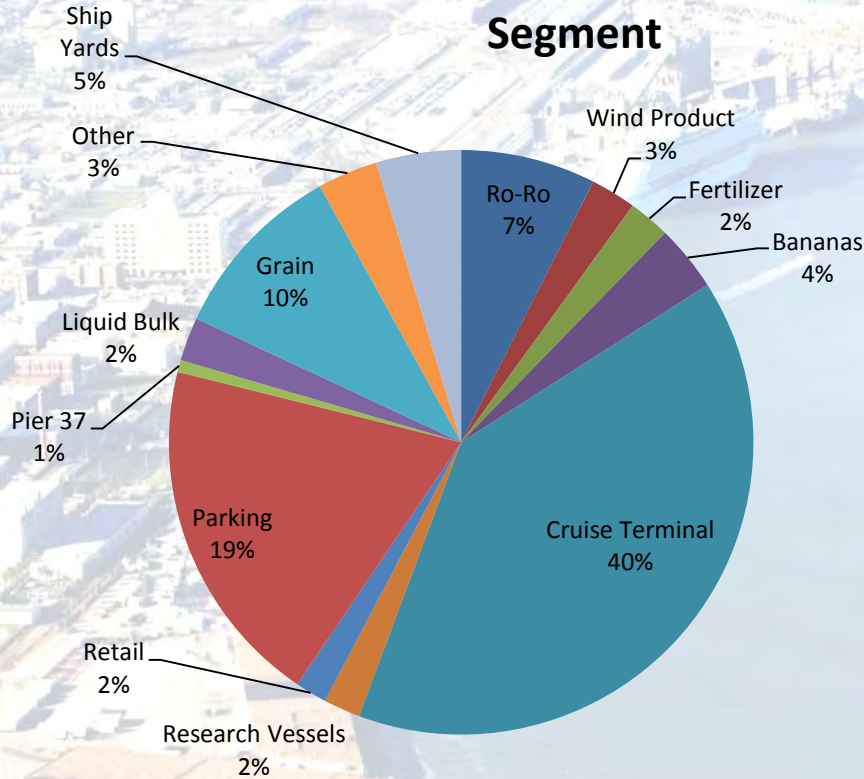
# NOAA HSRP Public Meeting



Port of Galveston, Galveston, Texas  
March 15, 2016

# STATISTICAL INFORMATION

**Port of Galveston 2015 Revenues by Cargo Segment**



- Total 2015 Operating Revenue \$33.4M
- Ro Ro \$ 2.9M
- Wind \$ .8M
- Fertilizer \$ .7M
- Bananas \$ 1.2M
- Cruise Terminal \$13.2M
- Research Vessels \$ .7M
- Rental \$ .6M
- Parking \$ 6.5M
- Pier 37 \$ .2M
- Liquid Bulk \$ .8M
- Grain \$ 3.3M
- Other \$ 1.1M
- Ship Yard \$ 1.5M

# CRUISE-CORN-CARS-CANTELOPES



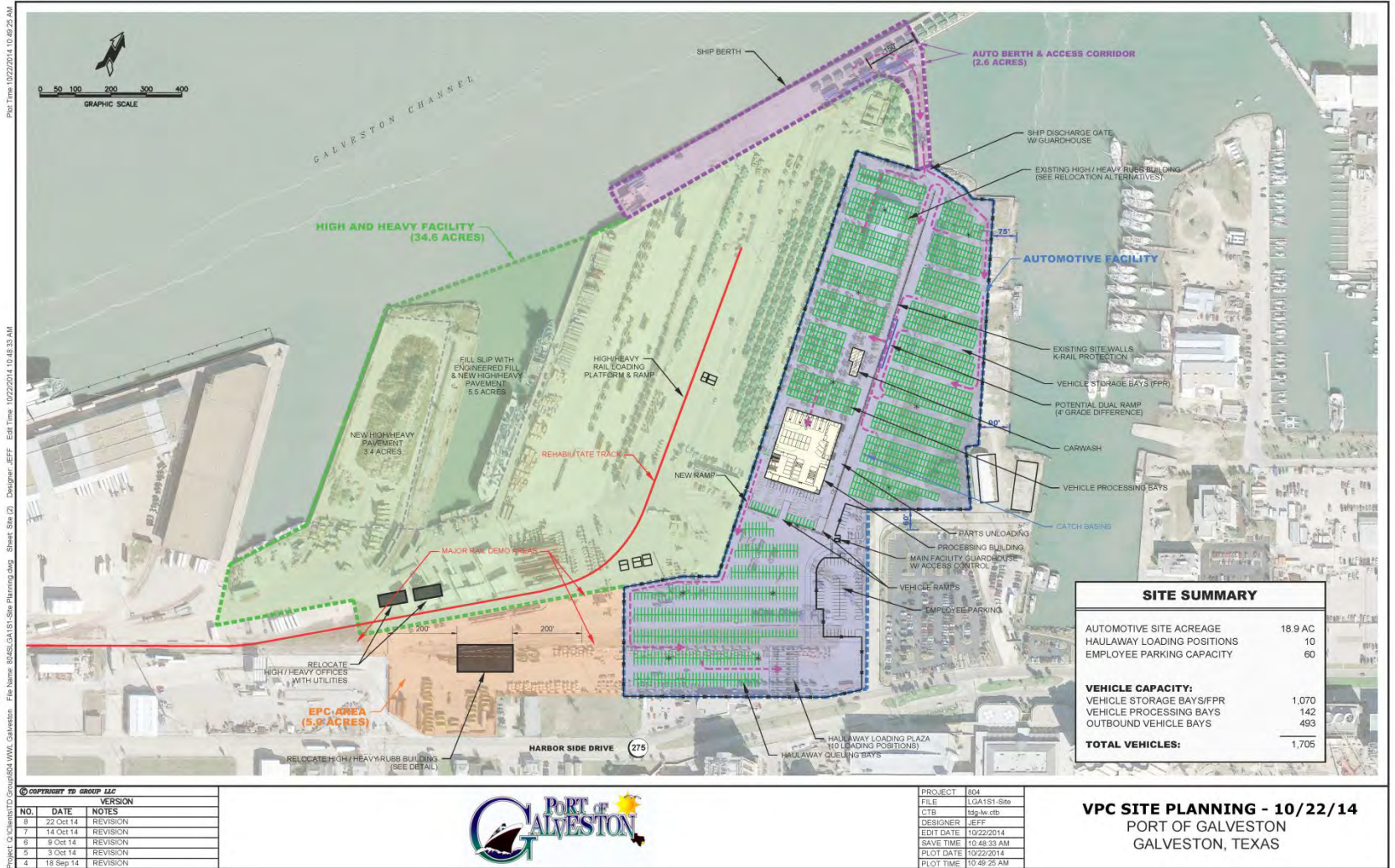
PORT OF GALVESTON

# CRUISE TERMINAL 2 EXPANSION



PORT OF GALVESTON

# VEHICLE PROCESSING CENTER



Project: C:\Clients\10\Comp\804\WV\_Galveston - File Name: 845E\_GA181-Site Planning.dwg Sheet: Site (2) Designer: EJEFF Edit Time: 10/22/2014 10:48:35 AM Plot Time: 10/22/2014 10:49:25 AM

COPYRIGHT TO GROUP LLC		
NO.	DATE	VERSION
6	22 Oct 14	REVISION
7	14 Oct 14	REVISION
5	9 Oct 14	REVISION
5	3 Oct 14	REVISION
4	18 Sep 14	REVISION



PROJECT	804
FILE	LG181-Site
CTS	845-w.ctb
DESIGNER	EJEFF
EDIT DATE	10/22/2014
SAVE TIME	10:48:33 AM
PLOT DATE	10/22/2014
PLOT TIME	10:49:25 AM

**VPC SITE PLANNING - 10/22/14**  
 PORT OF GALVESTON  
 GALVESTON, TEXAS

# DOWNTOWN TRANSIT TERMINAL



PORT OF GALVESTON

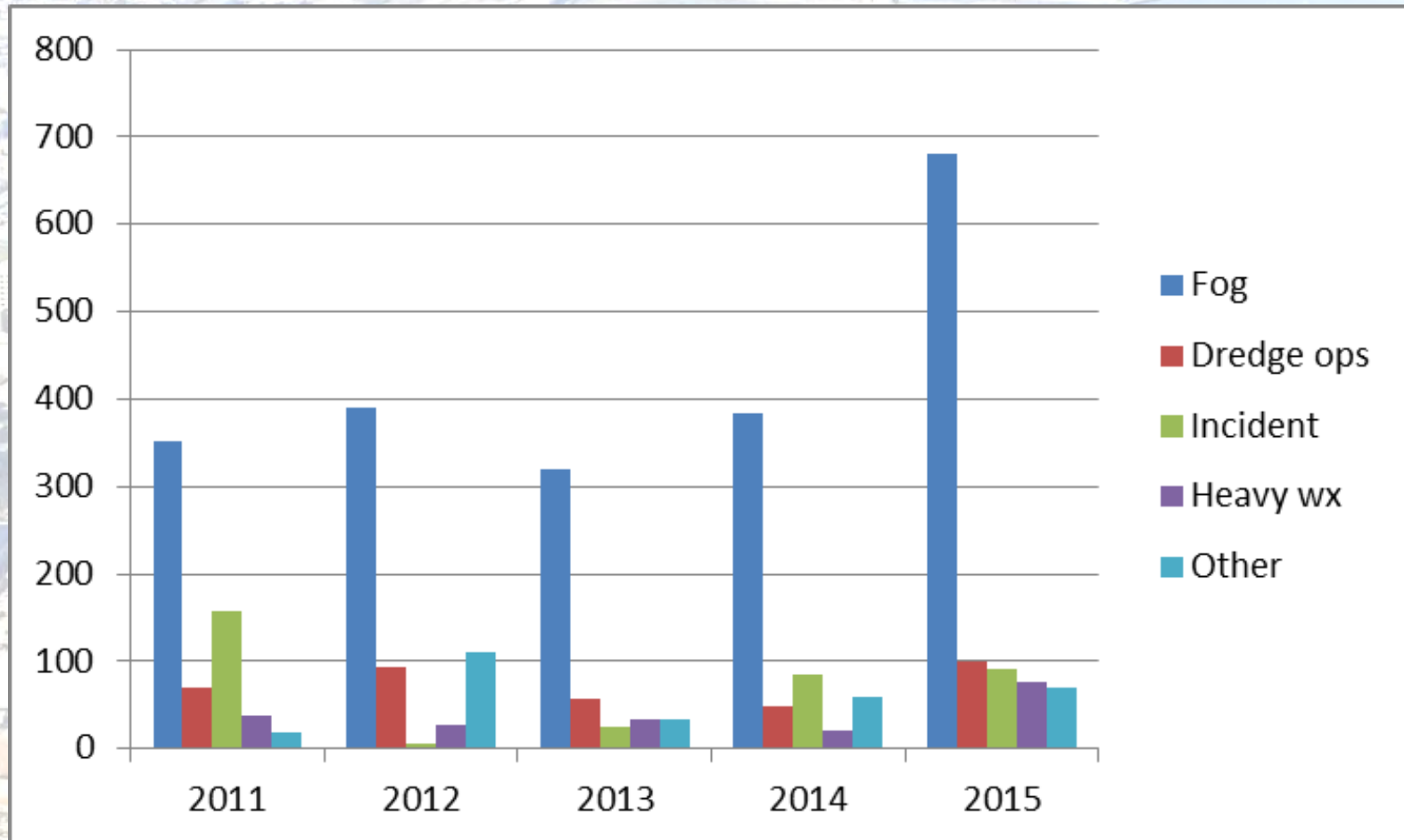
# TOTAL ECONOMIC IMPACT

- **12,878 Texas jobs are in some way related to the Port of Galveston**
- Of the **12,878 jobs** held by Texas residents:
- **3,042 jobs are directly generated by activities** at the public and private marine terminals
- **3,329 jobs (induced jobs)** are supported by the local purchases of the 3,042 individuals directly generated by port activity
- **An additional 3,479 indirect jobs** were generated due to \$289.8 million of purchases in the local and regional economy by firms providing direct cargo handling and vessel services.
- **An additional 3,029 Texas jobs are related to cargo imported and exported** via the public and private marine terminals. These jobs are with local and state steel fabrication companies, firms using and producing break bulk cargo and dry and liquid bulk cargo moving via the Port of Galveston.

\* 2011 Martin and Associates Economic Study

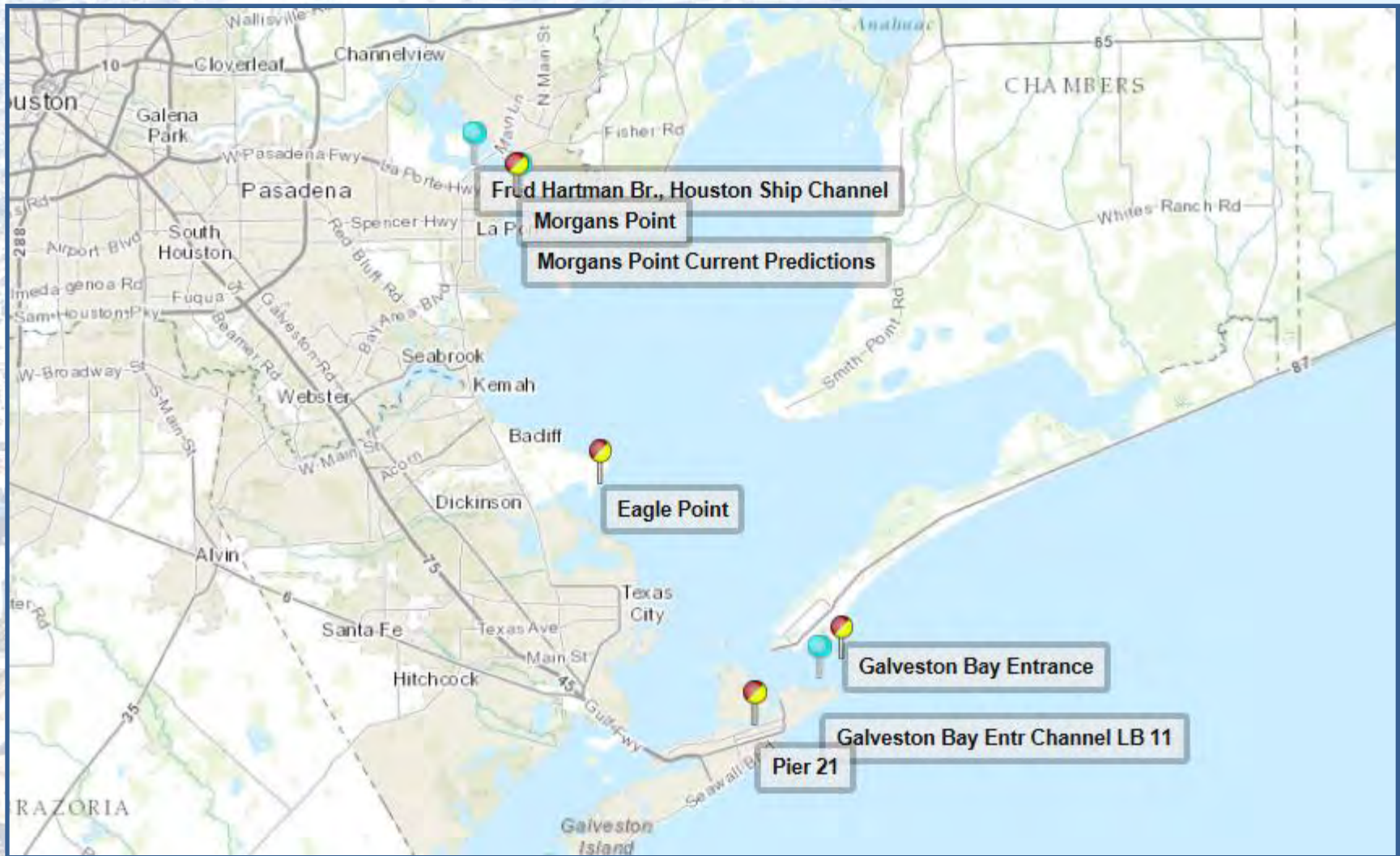
# Case for Reduced Visibility Navigation

Galveston Bay Region Channel Closures





# Case for Reduced Visibility Navigation



PORT OF GALVESTON

# Case for Reduced Visibility Navigation

- **Rule 6 constraints**
- **Channel closure implications**
  - **Costs of operation**
    - Vessel**
    - Port**
  - **Costs of cancellation**
- **NOAA's role**
  - **CO-OPS Integrated Observing System**
    - PORTS**
    - New stations**
    - Increased capability at existing stations**
    - Broadcasting PORTS to mariners**
  - **Advanced Products and Services**



# INFORMATION

## PORT OF GALVESTON

123 25<sup>th</sup> Street, 8<sup>th</sup> Floor  
Galveston TX 77550

Mailing Address: P.O. Box 328, Galveston, Texas 77553

Ph: 409-765-9321

Fax: 409-766-6171

VISIT us: [www.portofgalveston.com](http://www.portofgalveston.com)



FOLLOW us on Twitter

facebook.

LIKE us on Facebook

PORT OF GALVESTON